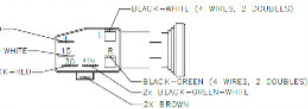
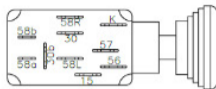


### Flasher Switch ("E3")



### Headlight Switch ("E1")

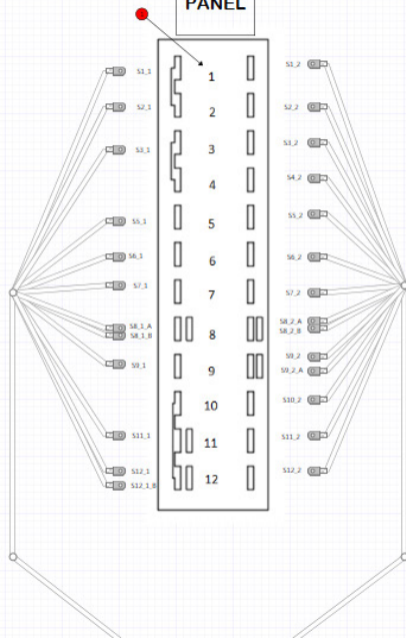


Color	Conductor	From	To
Red	W1 Red-White	E1_15	S9_2
Black	W1 Black-Red	E1_30	S13_2
Red	W1 Red	E1_49	FLASHER_RELAY_31
Black	W1 Black-Green-White	E1_49a	FLASHER_RELAY_49a
Black	W1 Black-Green-White	E1_49a	Steering_Column_12pin.9
Black	W22 Black-White	E1_11	Steering_Column_12pin.11
Black	W28 Black-White	E1_11	Turn_Sig_L
Black	W29 Black-White	E1_12	DS_Indicator
Black	W21 Black-White	E1_12	DS_Rear_Indicator
Black	W15 Black-Green	E1_R1	Steering_Column_12pin.7
Black	E1_R1	E1_R1	Turn_Sig_R
Black	W2 Black-Green	E1_R2	PS_Indicator_Light
Black	W1 Black-Green	E1_R2	PS_Rear_Indicator
Brown	W116 Brown	GND_E1	Fog_Light_Switch_31
Brown	W118 Brown	GND_E1	GND_INST_PANEL


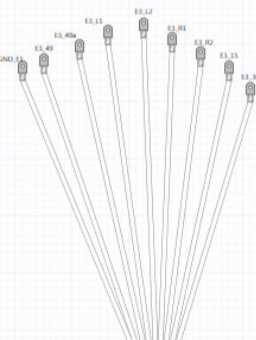
Color	Conductor	From	To
Red	W1 Red	E1_15_IGN	IGNITION_30_Headlight
Black	W12 Black-Green	E1_30	IGNITION_X_Headlight
Black	W13 Green-Black	E1_30b	DS_Headlight_Motor_30b
Red	W49 Red-White	E1_56	Steering_Column_12pin.8
Black	W21 White-Green	E1_57	Park_Light_Indicator
Black	W47 Gray-Black	E1_58	S6_1
Black	W48 Gray-Black	E1_58L	Steering_Column_12pin.6
Black	W46 Gray-Red	E1_58R	S5_1
Black	W45 Gray-Red	E1_58R	Steering_Column_12pin.4
Black	W67 Black-Blue	E1_58a	Fog_Light_Switch_15
Black	W13 Black-Blue	E1_58a	Gauge_Illumination_Pwr_Daisy_Chain
Black	W50 Gray	E1_58b	E1_K
Black	W38 Gray	E1_K	DS_Headlight_Motor_56L
Black	W50 Gray	E1_K	E1_58b
Black	W28 Gray	E1_K	S7_1

Color	Conductor	From	To
Blue	W16 White-Blue	S1_1	HEADLAMP_RELAY_2.4
Blue	W20 White-Blue	S1_1	High_Beam_Indicator
White	W75 White	S2_1	Steering_Column_12pin.1
Yellow	W74 Yellow	S3_1	Steering_Column_12pin.2
Black	W46 Gray-Red	S5_1	E1_58R
Black	W47 Gray-Black	S6_1	E1_58L
Black	W26 Gray	S7_1	E1_K
Red	W52 Red-White	S8_1.A	Gauge_Pwr_Daisy_Chain
Black	W1 Black	S8_1.A	IGNITION_X_58
Black	W73 Red-White	S8_1.B	HORN_RELAY.4
Black	W25 Black-Red	S9_1	IGNITION_15_S9
Red	W30 Red	S11_1	POWER
Red	W72 Red	S12_1	HORN_RELAY.5
Red	W77 Red	S12_1.B	Steering_Column_12pin.12

### FUSE PANEL



Color	Conductor	From
White	W101 White	S12_2
White	W100 White	S12_2
Yellow	W102 Yellow	S12_2
Black	W15 Gray-Black	S12_2
Black	W17 Gray-Black	S12_2
Black	W40 Gray-Red	S12_2
Black	W42 Gray-Red	S12_2
Black	W15 Gray	S12_2
Black	W13 Red-White	S12_2
Black	W14 Red-Black	S12_2
Black	W54 Red-White	S12_2
Black	W138 Black-Red	S12_2
Black	W9 Red-White	S12_2
Black	W8 Black-Yellow	S12_2
Black	W8 Red	S12_2
Black	W157 Red	S12_2
Black	W1 Black-Red	S12_2
Black	W43 Red	S12_2
Black	W88 Black-Red	S12_2



### GND\_INST\_PANEL

Color	Conductor	From	To
Brown	W128 Brown	GND_INST_PANEL	BrakeMaster_1
Brown	W117 Brown	GND_INST_PANEL	FLASHER_RELAY.49
Brown	W119 Brown	GND_INST_PANEL	GND_CIGAR_LIGHTER
Brown	W118 Brown	GND_INST_PANEL	GND_E1
Brown	W120 Brown	GND_INST_PANEL	GND_Gauge_Daisy_Chain
Brown	W130 Brown	GND_INST_PANEL	MALE
Brown	W115 Brown	GND_INST_PANEL	Steering_Column_12pin.3

### GND\_INST\_PANEL



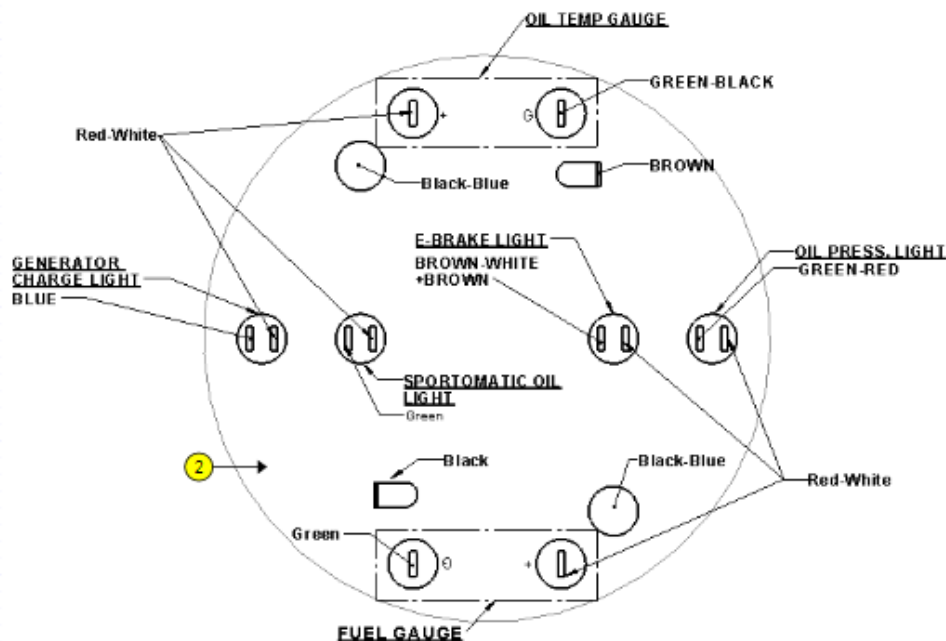
### TO BATTERY, POWER

Color	Conductor	From	To
Red	W129 Red	POWER	IGNITION_30_Power
Red	W108 Red	POWER	S11_1
Red	W107 Red	TO BATTERY	BATTERY

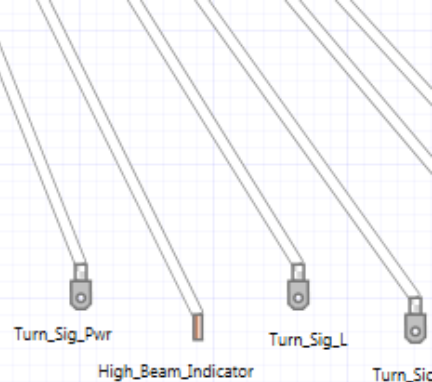




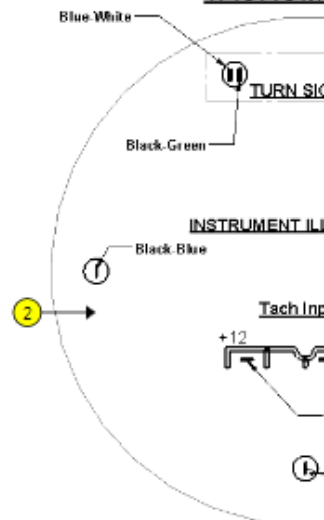
## COMBO GAUGE



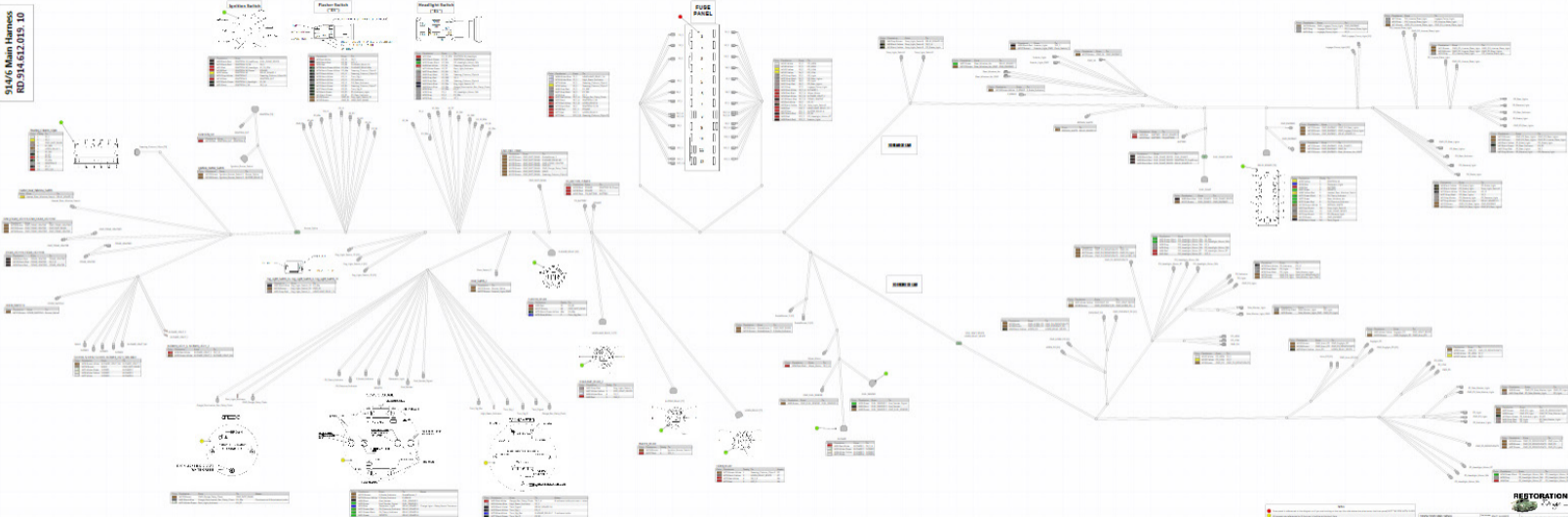
Color	Conductor	From	To	Notes
	W131.Brown	E_Brake_Indicator	BrakeMaster_2	
	W126.Brown-White	E_Brake_Indicator	E_BRAKE	
	W60.Black	Fuel_Sender	FUEL_SENDER.2	
	W59.Green	Fuel_Sender_Signal	FUEL_SENDER.1	
	W14.Blue	Generator_Light	RELAY_BOARD.2	Charge Light - Relay Board Connector
	W32.Green-Red	Oil_Pressure_Indicator	RELAY_BOARD.8	



## TACHOMETER



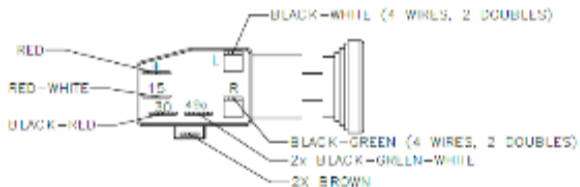
Color	Conductor	From
	W92.Red-White	Gauge_Pwr_Dai
	W20.White-Blue	High_Beam_Indi
	W24.Black-Violet	Tach_Signal
	W28.Black-White	Turn_Sig_L



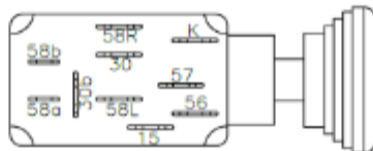
### Ignition Switch



### Flasher Switch ("E3")



### Headlight Switch ("E1")



Color	Conductor	From	To
Black-Red	W89.Black-Red	IGNITION.15_FuelPump	FUEL_PUMP_SPICE
Black-Red	W25.Black-Red	IGNITION.15_50	50_1
Red	W51.Red	IGNITION.30_Headlight	E1_15_IGN
Red	W109.Red	IGNITION.30_Power	POWER
Yellow	W30.Yellow	IGNITION.50	RELAY_BOARD.1

Color	Conductor	From	To
Red-White	W9.Red-White	E3_15	50_2
Black-Red	W81.Black-Red	E3_30	511_2
Red	W80.Red	E3_40	FLASHER_RELAY.31
Black-Green-White	W79.Black-Green-White	E3_40a	FLASHER_RELAY.40a
Black-Green-White	W76.Black-Green-White	E3_40a	Steering_Column_12pin.9
Black-White	W22.Black-White	E3_11	Steering_Column_12pin.11

Color	Conductor	From	To
Red	W51.Red	E1_15_IGN	IGNITION.30_Headlight
Black-Green	W52.Black-Green	E1_30	IGNITION.X_Headlight
Green-Black	W33.Green-Black	E1_30b	DS_Headlight_Motor_30b
Red-White	W49.Red-White	E1_56	Steering_Column_12pin.8
White-Green	W21.White-Green	E1_57	Park_Light_Indicator
Gray-Black	W47.Gray-Black	E1_58L	56_1
Gray-Black	W48.Gray-Black	E1_58R	Steering_Column_12pin.6

Color	Conductor	From	To
W120.Brown	GND	Luggage_Comp_Light	GND_ENGINE1
W12.Gray	Luggage_Comp_Light	DS_License_Plate_Light	
W13.Gray	Luggage_Comp_Light	S7_2	

GND\_Luggage\_Comp\_Light (S1)

Luggage\_Comp\_Light (S1)

Color	Conductor	From	To
W12.Gray	DS_License_Plate_Light	Luggage_Comp_Light	
W30.Gray	DS_License_Plate_Light	PS_License_Plate_Light	
W31.Brown	GND_DS_License_Plate_Light	GND_DS_License_Plate_Light	

GND\_DS\_License\_Plate\_Light

Color	Conductor	From	To
W13.Brown	GND_PS_License_Plate_Light	GND_DS_License_Plate_Light	
W124.Brown	GND_PS_License_Plate_Light	GND_PS_Rear_Lights	
W30.Gray	PS_License_Plate_Light	DS_License_Plate_Light	

PS\_License\_Plate\_Light

GND\_PS\_License\_Plate\_Light

PS\_Rear\_Lights

PS\_Reverse\_Light

PS\_Rear\_Indicator

PS\_Brake\_Light

GND\_PS\_Rear\_Lights

Color	Conductor	From	To
W127.Brown	GND_ENGINE1	GND_DS_Rear_Lights	
W120.Brown	GND_ENGINE2	GND_Luggage_Comp_Light	
W113.Brown	GND_ENGINE1	RELAY_BOARD.13	

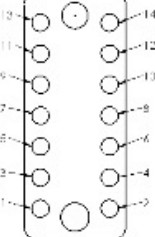
GND\_ENGINE1

GND\_ENGINE2

Color	Conductor	From	To
W111.Brown	GND_ENGINE2	FUEL_PUMP_2	
W125.Brown	GND_ENGINE2	GND_36	
W112.Brown	GND_ENGINE2	Rear_Window_Htr_GND	

RELAY\_BOARD (76)

Color	Conductor	Cavity	To
W30.Yellow	1	IGNITION_50	
W14.Blue	2	Generator_Light	
W36.Red	3	BATTERY	
W61.Green	4	SPORT10	
W54.Yellow-Red	5	Heated_Rear_Window_Switch	
W31.Green-Black	6	Oil_Temp_Indicator	
W67.Green	7	Rear_Window_Htr	
W32.Green-Red	8	Oil_Pressure_Indicator	
W114.Brown-White	9	BROWN_WHITE	
W6.Gray-Brown	10	Stop_Light_Switch1	
W9.Black-Red	11	FUEL_PUMP_SPlice	
W1.Gray-Brown	12	DS_Reverse_Light	
W13.Brown	13	GND_ENGINE1	
W24.Black-Violet	14	Tach_Signal	



Color	Conductor	From	To
W123.Brown	GND_PS_Rear_Lights	GND_DS_Rear_Lights	
W124.Brown	GND_PS_Rear_Lights	GND_PS_License_Plate_Light	
W4.Black-Yellow	PS_Brake_Light	DS_Brake_Light	
W1.Black-Green	PS_Rear_Indicator	E3_R2	
W42.Gray-Red	PS_Rear_Lights	S6_2	
W5.Gray-Brown	PS_Reverse_Light	DS_Reverse_Light	

DS\_DS\_Rear\_Lights

DS\_Rear\_Lights

DS\_Rear\_Indicator

DS\_Reverse\_Light

DS\_Brake\_Light

Color	Conductor	From	To
W4.Black-Yellow	DS_Brake_Light	PS_Brake_Light	
W3.Black-Yellow	DS_Brake_Light	Stop_Light_Switch2	
W23.Black-White	DS_Rear_Indicator	E3_L2	
W37.Gray-Black	DS_Rear_Lights	S5_2	
W5.Gray-Brown	DS_Reverse_Light	PS_Reverse_Light	
W7.Gray-Brown	DS_Reverse_Light	RELAY_BOARD.12	
W122.Brown	GND_DS_Rear_Lights	GND_ENGINE1	
W123.Brown	GND_DS_Rear_Lights	GND_PS_Rear_Lights	

To  
E1\_30b  
PS\_Headlight\_Motor\_30b  
E1\_X  
PS\_Headlight\_Motor\_30k